

Tony Turner

MANUFACTURERS OF QUALITY SHEDS



The Tony Turner Maldon Potting Shed

Also design and manufacture of wooden sectional buildings and timber garden furniture to your specification



Whitehouse Farm, New Hall Lane, Mundon, Maldon, Essex CM9 6PJ

Tel: (01621) 742184


Our Shed styles are popular, practical and unbeatable value!



PENT & APEX SHED

Shiplap or Weatherboard

Framing	Good quality 2 x 1 1/4 inches (50 x 32)
Cladding	5/8 x 5 inches (16 x 125mm) Shiplap
Roof	1/2 inch Sterlingboard on 2 x 1 1/4 inches joist covered with green roofing felt and finished off with barge boards
Floor	Sterlingboard on 2 x 1 1/4 inches joists
Door	5 feet 9 inches x 2 feet 4 inches hung on 2 tee hinges and fitted with safety hasp and staple
Windows	Fixed window 24 x 24 inches
Height	Front - Approximately 6 feet 8 inches Back - Approximately 5 feet 10 inches



Size and finishes can be varied according to your personal preferences.

MALDON POTTING SHED - The best of both worlds, a greenhouse and shed, Internal shelf positions can be adjusted to your requirements, standard design including single potting shelf. (Illustrated Front Cover)


Framing	Good quality 2 x 1 1/4 inches (50 x 32)
Cladding	5/8 x 5 inches (16 x 125mm) Shiplap
Roof	1/2 inch Sterlingboard on 2 x 1 1/4 inches joist covered with green roofing felt and finished off with barge boards
Floor	Sterlingboard on 2 x 1 1/4 inches joists
Stable Door	5 feet 9 inches x 2 feet 4 inches hung on 4 tee hinges and fitted with safety hasp and staple - left hand and right hand available
Windows	Fixed window 24 x 24 inches
Height	Front - Approximately 6 feet 8 inches Back - Approximately 5 feet 10 inches

Select from an incredible variety of designs...Here are just a few!


**Summer House
with Verandah**



Corner Shed



Summer House



WENDY HOUSES
Great fun for the Children!




**All
buildings
can be
made to
varying
sizes and
shapes
ask for a
quotation**

A custom made garden buildings - Stables, Garages and Workshops can all be designed to your requirements



**A selection from our
Outdoor Garden
Furniture range!**



Tony Turner
Manufacturers of Quality
Sheds, and Garden furniture
(01621) 742184